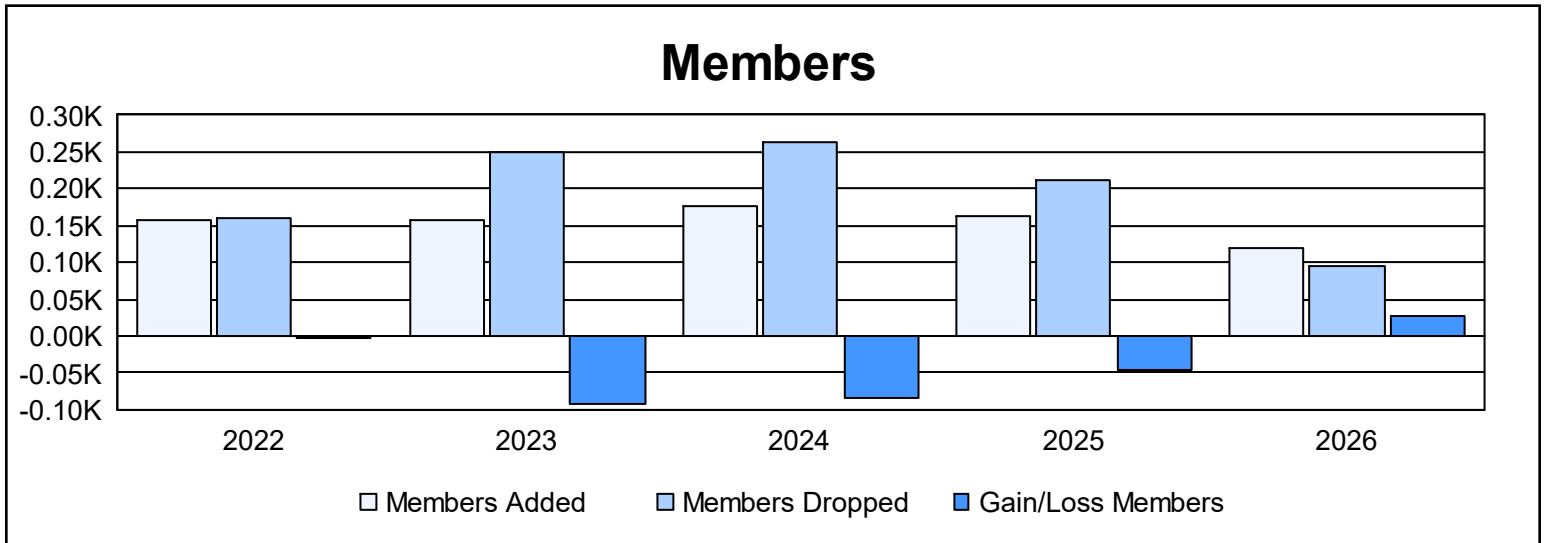
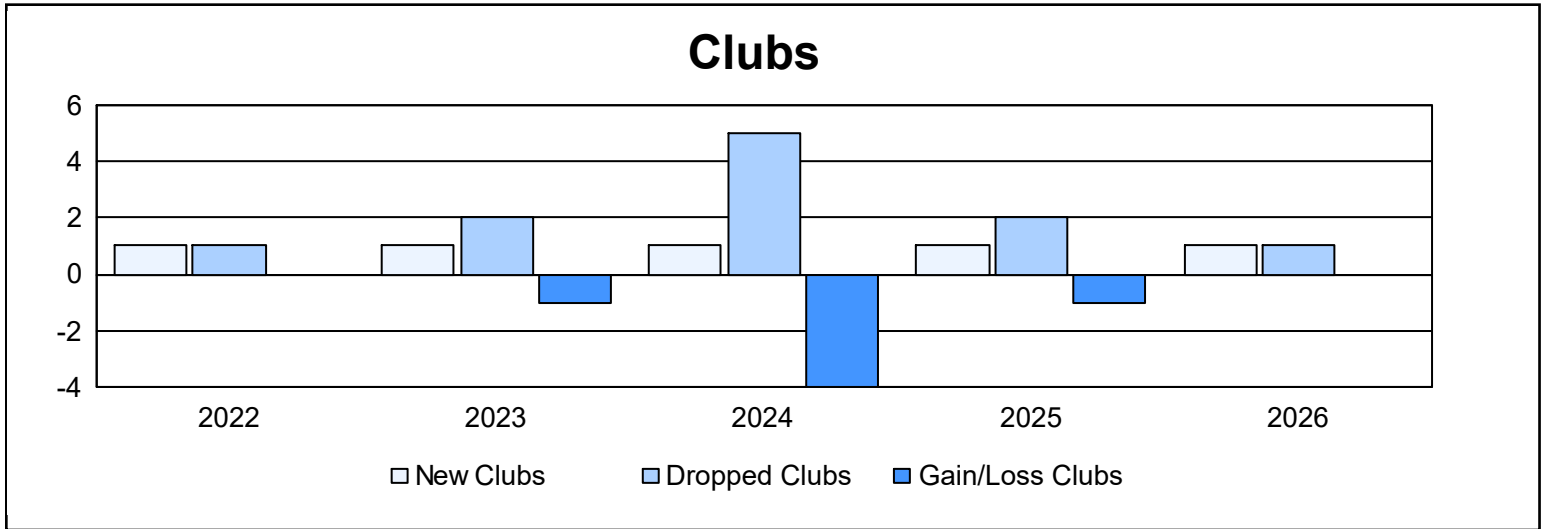
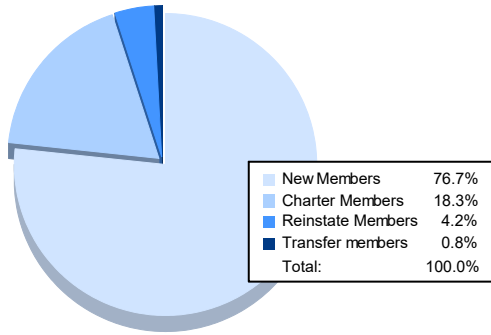


Year	New Clubs	Dropped Clubs	Gain/ Loss Clubs	New Members	Charter Members	Reinstate Members	Transfer Members	Total Member Added	Total Members Dropped	Gain/ Loss Members
2021-2022	1	1	0	123	21	13	1	158	161	-3
2022-2023	1	2	-1	114	31	8	4	157	249	-92
2023-2024	1	5	-4	121	34	14	8	177	262	-85
2024-2025	1	2	-1	126	22	5	11	164	211	-47
2025-2026	1	1	0	92	22	5	1	120	94	26
<b>Average</b>	<b>1</b>	<b>2</b>	<b>-1</b>	<b>115</b>	<b>26</b>	<b>9</b>	<b>5</b>	<b>155</b>	<b>195</b>	<b>-40</b>



### Membership Composition April 2026 Cumulative



### Gender Composition April 2026 Cumulative

